



Official Standard of the Miniature Bull Terrier

General Appearance: The Miniature Bull Terrier must be strongly built, symmetrical and active, with a keen, determined and intelligent expression. He should be full of fire, having a courageous, even temperament and be amenable to discipline.

Size, Proportion, Substance: *Height* 10 to 14 inches. Dogs outside these limits should be faulted. *Weight* in proportion to height. In *proportion*, the Miniature Bull Terrier should give the appearance of being square.

Head: The *head* should be long, strong and deep, right to the end of the *muzzle*, but not coarse. The full face should be oval in outline and be filled completely up, giving the impression of fullness with a surface devoid of hollows or indentations, i.e., egg shaped. The profile should curve gently downwards from the top of the *skull* to the tip of the nose. The forehead should be flat across from ear to ear. The distance from the tip of the nose to the eyes should be perceptibly greater than that from the eyes to the top of the skull. The underjaw should be deep and well defined.

To achieve a keen, determined and intelligent expression, the *eyes* should be well sunken and as dark as possible with a piercing glint. They should be small, triangular and obliquely placed, set near together and high up on the dog's head. The *ears* should be small, thin and placed close together, capable of being held stiffly erect when they point upwards. The nose should be black, with well developed nostrils bent downwards at the tip. The lips should be clean and tight. The teeth should meet in either a level or scissor *bite*. In the scissor bite, the top teeth should fit in front of and closely against the lower teeth. The teeth should be sound, strong and perfectly regular.

Neck, Topline, Body: The *neck* should be very muscular, long, and arched; tapering from the shoulders to the head, it should be free from loose skin. The *back* should be short and strong with a slight arch over the loin. Behind the shoulders there should be no slackness or dip at the withers. The *body* should be well rounded with marked spring of rib. The back ribs deep. The chest should be broad when viewed from in front. There should be great depth from withers to brisket, so that the latter is nearer to the ground than the belly. The underline, from the brisket to the belly, should form a graceful upward curve. The *tail* should be short, set on low, fine, and should be carried horizontally. It should be thick where it joins the body, and should taper to a fine point.

Forequarters: The shoulders should be strong and muscular, but without heaviness. The shoulder blades should be wide and flat and there should be a very pronounced backward slope from the bottom edge of the blade to the top edge. The legs should be big boned but not to the point of coarseness. The forelegs should be of moderate length, perfectly straight, and the dog must stand firmly up on them. The elbows must turn neither in nor out, and the pasterns should be strong and upright.



Hindquarters: The hind legs should be parallel when viewed from behind. The thighs are very muscular with hocks well let down. The stifle joint is well bent with a well developed second thigh. The hind pasterns should be short and upright.

Feet: The feet are round and compact with well arched toes like a cat.

Coat: The coat should be short, flat and harsh to the touch with a fine gloss. The dog's skin should fit tightly.

Color: For white, pure white coat. Markings on head and skin pigmentation are not to be penalized. For colored, any color to predominate.

Gait: The dog shall move smoothly, covering the ground with free, easy strides. Fore and hind legs should move parallel to each other when viewed from in front or behind, with the forelegs reaching out well and the hind legs moving smoothly at the hip and flexing well at the stifle and hock. The dog should move compactly and in one piece but with a typical jaunty air that suggests agility and power.

Temperament: The temperament should be full of fire and courageous, but even and amenable to discipline.

Faults: Any departure from the foregoing points shall be considered a fault, and the seriousness of the fault shall be in exact proportion to its degree.

Approved May 14, 1991

Effective January 1, 1992

Focus on the Standard

The materials, photos, and illustrations were developed and approved by a committee appointed by the MBTCA. Special thanks to Donly Chorn, Marilyn Drewes, Dennis Harris, Patti Holt and Trudy Pizer for their contributions, insights and devotion to the breed. The illustrations were created by multi-group judge Stephen J. Hubbell. (Excerpted from A LITTLE BULL ©1998-2000 Miniature Bull Terrier Club of America.)

General Appearance & Size, Proportion, Substance

The Miniature Bull Terrier must be strongly built symmetrical and active, with a keen, determined and intelligent expression. He should be full of fire, having a courageous, even temperament and be amenable to discipline.



GENERAL APPEARANCE

“A scaled down version of the Bull Terrier,” maintaining the physical and temperamental qualities of the standard size in a more compact convenient size. Strongly built, ample muscle and bone, well sprung ribs and deep brisket symmetrical and active, with a keen, determined and intelligent expression are key components of this breed also referred to some as the “little clown.”

SIZE, PROPORTION, SUBSTANCE


Height 10 inches to 14 inches. Dogs outside these limits should be faulted. Weight in proportion to height.

In proportion, the Miniature Bull Terrier should give the appearance of being square.

This is a “Miniature Bull Terrier.” Height measurement of 10 inches to 14 inches reflects the concept of a miniature of the original breed, not a toy or just a small standard. The miniature is a distinct breed unto itself.

The Square proportion refers to the measurement of sternum to buttocks as compared to withers to ground. The breed should be of sturdy build in proportion to the size, not too fine of bone or too heavy boned.

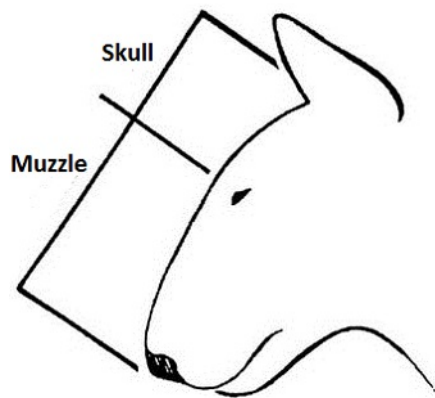
Head, Skull, and Muzzle



The head should be long, strong deep, right to the end of the muzzle, but not coarse. The full face should be an oval in outline and be filled completely up giving the impression of fullness with a surface devoid of hollows or indentations, i.e., egg shaped.

The profile should curve gently downwards from the top of the skull to the tip of the nose. The forehead should be flat across from ear to ear.

The head being the hallmark of the breed, to resemble an egg in shape. In observing the head in profile it is important to look for a gentle curve downwards, no



lack of underjaw



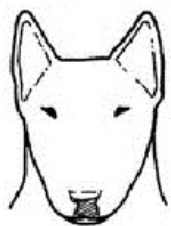
Definite stop-undesirable, no down or finish on the nose, parallel planes, underjaw not smooth

apparent stop. The full face of the dog should be oval in appearance. There should be no evidence of any indentations chiseling or stop. Nor should the head appear "Cheeky," the sides should be smooth. A well filled oval or complete egg. The muzzle should be deep and broad, not snipy.

The distance from the tip of the nose to the eyes should be perceptibly greater than that from the eyes to the skull. The underjaw should be deep and well defined.

Unlike many other terriers, the distance from nose to eyes does not equal the distance from eyes to occiput. The muzzle should be apparently longer than the skull.

To achieve a keen, determined and intelligent expression, the eyes should be well sunken and as dark as possible with a piercing glint. They should be small, triangular and obliquely placed, set near together and high up on the dog's head.



Correct



Too close, too round



Too wide



Correct



Too low



Too high

"The Triangular shape, unique to the Bull Terrier Breed, oblique

placement and dark color all contribute to the keen, determined and intelligent expression. The eyes are set noticeably closer to the ears than to the nose. The breed historically was a fighter, and ratter, therefore to protect the eyes they needed to be sunken."

HEAD FAULTS




Lack of fill and undesirable chiseling



Two-plane head, lacking gentle downward curve, apparent stop

The Ears and Nose

The ears should be small, thin and placed together, capable of being held stiffly erect when they point upwards. The nose should be black with well-developed nostril bent downward at the tip.



Too wide, too big



Correct



Size, shape placement of the ears influence the overall expression. To achieve the determined intelligent expression, the combination of correct eye shape & placement as well as ear size, shape and set needs to be present. The development of small, thin ears held erectly was for protection when ratting.

Neck, Topline, Body, and Tail



NECK


The neck should be very muscular, long and arched; tapering from the shoulders to the head, it should be free from loose skin.

TOPLINE AND BODY

The back should be short and strong with a slight arch over the loin. Behind the shoulders there should be no slackness or dip at


the withers.

The body should be well rounded with marked spring of rib. The back ribs deep. The chest should be broad when viewed from in front. There should be great depth from withers to brisket so that the latter is nearer to the ground than the belly. The underline from the brisket to the belly, should form a graceful upward curve. The Miniature Bull Terrier should have a strongly developed muscular




CORRECT


The back short and strong, again evidence of muscles, with a slight arch over the loin, not to appear Greyhound-like. The brisket should reach at least to the elbows. When observing the profile, the dog should not appear to dip behind the withers or to be high in the rear.



Too level



Too high in rear

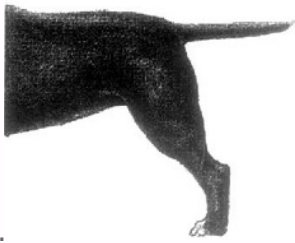


Straight stifles high in rear, straight shoulders, high tail set

neck.

TAIL

The tail should be short set on low, fine and should be carried horizontally. It should be thick where it joins the body, and should taper to a fine point.



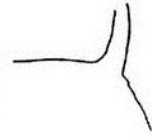
Correct



Too level



Too high

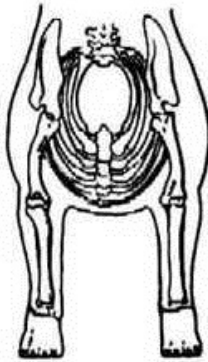


point.

Forequarters



Correct front



Correct front assembly

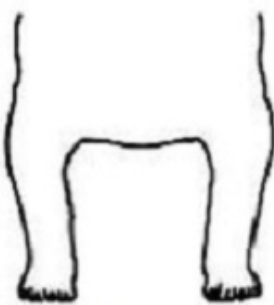
The strong muscular development of the shoulder and front assembly should be obvious without being overdone or looking muscle bound. The Miniature Bull Terrier should have a pronounced layback of the shoulder. The strong, straight sturdy front legs should be in line with the correct shoulder layback resulting in a developed fore chest. Pasterns should be strong and upright.

The shoulders should be strong and muscular, but without heaviness. The shoulder blades should be wide and flat and there should be a very pronounced backward slope from the bottom edge of the blade to the top edge. The legs should be of

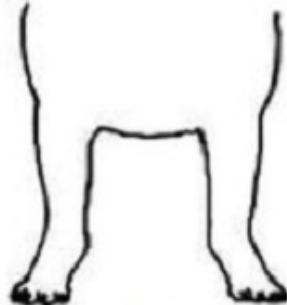
moderate length, perfectly straight and the dog must stand firmly up on them. The elbows must turn neither in nor out and the pasterns should be strong and upright.



FRONT



Bulldog type



Out in front



Too narrow



Weak pasterns
hare foot

FAULTS